


# LG NeON™ 2

LG320N1C-G4 | LG315N1C-G4  
LG310N1C-G4 | LG305N1C-G4

## 60 Cell

LG's new module, NeON™ 2, adopts Cello technology. Cello technology replaces 3 busbars with 12 thin wires to enhance power output and reliability. NeON™ 2 demonstrates LG's efforts to increase customer's values beyond efficiency. It features enhanced warranty, durability, performance under real environment, and aesthetic design suitable for roofs.



Cello Technology



### Key Features



#### Enhanced Performance Warranty

LG NeON™ 2 has an enhanced performance warranty. The annual degradation has fallen from -0.7%/year to -0.6%/year. Even after 25 years, the cell guarantees 2.4% more output than the previous NeON™ modules.



#### Aesthetic Roof

LG NeON™ 2 has been designed with aesthetics in mind; thinner wires that appear all black at a distance. The product can increase the value of a property with its modern design.



#### Better Performance on a Sunny Day

LG NeON™ 2 now performs better on a sunny days thanks to its improved temperature coefficient.



#### High Power Output

Compared with previous models, the LG NeON™ 2 has been designed to significantly enhance its output efficiency making it efficient even in limited space.



#### Outstanding Durability

With its newly reinforced frame design, LG has extended the warranty of the NeON™ 2 for an additional 2 years. Additionally, LG NeON™ 2 can endure a front load up to 6000 Pa, and a rear load up to 5400 Pa.



#### Double-Sided Cell Structure

The rear of the cell used in LG NeON™ 2 will contribute to generation, just like the front; the light beam reflected from the rear of the module is reabsorbed to generate a great amount of additional power.

#### About LG Electronics

LG Electronics is a global big player, committed to expanding its operations with the solar market. The company first embarked on a solar energy source research program in 1985, supported by LG Group's vast experience in the semi-conductor, LCD, chemistry, and materials industries. In 2010, LG Solar successfully released its first MonoX® series to the market, which is now available in 32 countries. In 2013, the NeON™ (previous MonoX® NeON) won the "Intersolar Award", which demonstrates LG Solar's lead, innovation and commitment to the industry.

LG320N1C-G4 / LG315N1C-G4 / LG310N1C-G4 / LG305N1C-G4

# LG NeON<sup>TM</sup> 2

## Mechanical Properties

Cells	6 x 10
Cell Vendor	LG
Cell Type	Monocrystalline / N-type
Cell Dimensions	156.75 x 156.75 mm
# of Busbar	12 (Multi Wire Busbar)
Dimensions (L x W x H)	1640 x 1000 x 40 mm
Static snow Load	6000 Pa
Static wind Load	5400 Pa
Weight	17.0 ± 0.5 kg
Connector Type	MC4
Junction Box	IP67 with 3 Bypass Diodes
Length of Cables	2 x 1000 mm
Front cover	High Transmission Tempered Glass
Frame	Anodized Aluminum

## Certifications and Warranty

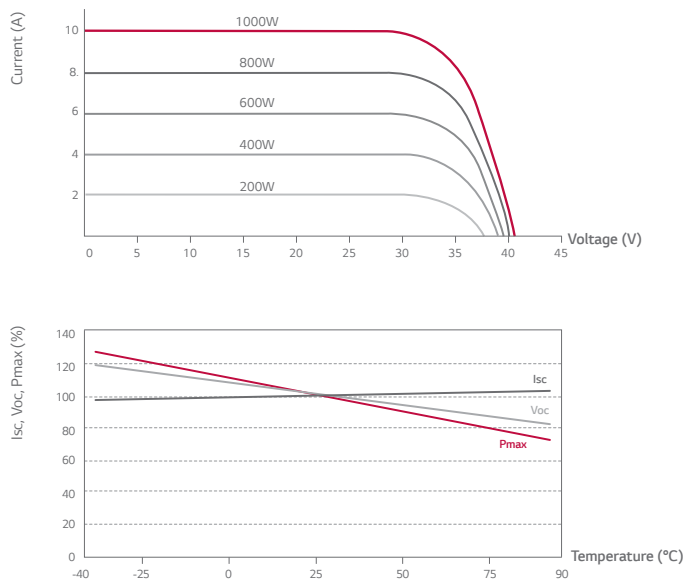
Certifications (In Progress)	IEC 61215, IEC 61730-1/-2
	ISO 9001, IEC 62716 (Ammonia Test)
	IEC 61701 (Salt Mist Corrosion Test)
Module Fire Performance	Class C
Product Warranty	12 Years
Output Warranty of Pmax (Measurement Tolerance ± 3%)	Linear Warranty <sup>1</sup>

<sup>1</sup> 1) 1st year: 98%, 2) After 2nd year: 0.6%p annual degradation, 3) 83.6% for 25 years

## Temperature Coefficients

NOCT	46 ± 3 °C
P <sub>mpp</sub>	-0.38 %/°C
V <sub>oc</sub>	-0.28 %/°C
I <sub>sc</sub>	0.03 %/°C

## Characteristic Curves



## Electrical Properties (STC<sup>2</sup>)

	320 W	315 W	310 W	305 W
MPP Voltage V <sub>mpp</sub> (V)	33.6	33.2	32.8	32.5
MPP Current I <sub>mpp</sub> (A)	9.53	9.50	9.45	9.39
Open Circuit Voltage V <sub>oc</sub> (V)	40.9	40.6	40.4	40.1
Short Circuit Current I <sub>sc</sub> (A)	10.05	10.02	9.96	9.93
Module Efficiency (%)	19.5	19.2	18.9	18.6
Operating Temperature (°C)	-40 ~ +90			
Maximum System Voltage (V)	1000			
Maximum Series Fuse Rating (A)	20			
Power Tolerance (%)	0 ~ +3			

<sup>2</sup> STC (Standard Test Condition): Irradiance 1000 W/m<sup>2</sup>, Module Temperature 25 °C, AM 1.5

\* The nameplate power output is measured and determined by LG Electronics at its sole and absolute discretion.

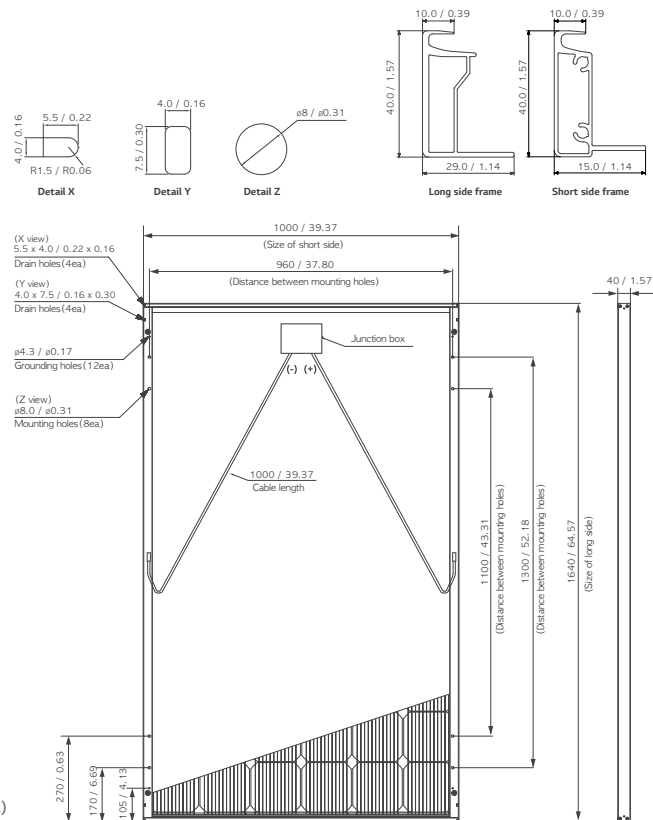
\* The typical change in module efficiency at 200 W/m<sup>2</sup> in relation to 1000 W/m<sup>2</sup> is -2.0%.

## Electrical Properties (NOCT<sup>3</sup>)

	320 W	315 W	310 W	305 W
Maximum Power P <sub>max</sub> (W)	234	230	226	223
MPP Voltage V <sub>mpp</sub> (V)	30.7	30.4	30.0	29.7
MPP Current I <sub>mpp</sub> (A)	7.60	7.58	7.54	7.49
Open Circuit Voltage V <sub>oc</sub> (V)	37.9	37.6	37.4	37.1
Short Circuit Current I <sub>sc</sub> (A)	8.10	8.08	8.03	8.01

<sup>3</sup> NOCT (Nominal Operating Cell Temperature): Irradiance 800 W/m<sup>2</sup>, ambient temperature 20 °C, wind speed 1 m/s

## Dimensions (mm)



\* The distance between the center of the mounting/grounding holes.

